

ESSEX COUNTY BOARD OF TAXATION

2020



ABSTRACT OF RATABLES

Commissioners

Mary Devon O'Brien, President
Joseph A. DeFuria, Esq.
Ian R. Grodman, Esq.
Everett M. Johnson, Esq.
James R. Matarazzo, Jr.

County Tax Administrator

Joan Codey Durkin, CTA

*Essex County Board of Taxation
50 South Clinton Street, Suite 5200
East Orange, New Jersey 07018*

Phone: 973-395-8525

Fax: 973-395-8481

*Websites: www.essexcountynjtaxboard.org
www.essextaxboard.com*

2020 ABSTRACT OF RATABLES FOR THE COUNTY OF ESSEX

TAXING DISTRICTS	1		2	3	4	5	6
	TAXABLE VALUE		TAXABLE VALUE OF LAND AND IMPROVEMENTS (COL 1A+1B)	TOTAL TAXABLE VALUE OF PARTIAL EXEMPTIONS & ABATEMENTS (ASSESSED VAL.)	NET TAXABLE VALUE OF LAND & IMPROVEMENTS (COL 2-3)	TAXABLE VALUE COMMUNICATION EQUIPMENT	NET TAXABLE VALUE (COL 4+5)
	(A) LAND	(B) IMPROVEMENTS (INCLUDES PARTIAL EXEMPTIONS & ABATEMENTS)					
01: BELLEVILLE TWP	1,304,673,400	1,794,075,200	3,098,748,600	0	3,098,748,600	6,586,826	3,105,335,426
02: BLOOMFIELD TWP	2,066,758,100	3,230,882,400	5,297,640,500	7,760,400	5,289,880,100	7,958,737	5,297,838,837
03: CALDWELL BORO	547,258,200	483,764,500	1,031,022,700	0	1,031,022,700	3,326,000	1,034,348,700
04: CEDAR GROVE TWP	1,104,856,600	1,111,572,300	2,216,428,900	0	2,216,428,900	1,505,800	2,217,934,700
05: EAST ORANGE CITY	684,000,299	1,752,919,600	2,436,919,899	10,995,500	2,425,924,399	8,788,815	2,434,713,214
06: ESSEX FELLS BORO	404,880,000	403,081,100	807,961,100	0	807,961,100	266,538	808,227,638
07: FAIRFIELD TWP	1,111,461,400	2,080,245,900	3,191,707,300	0	3,191,707,300	8,385,227	3,200,092,527
08: GLEN RIDGE BORO	847,429,500	855,092,800	1,702,522,300	0	1,702,522,300	843,800	1,703,366,100
09: IRVINGTON TWP	424,941,800	1,402,208,262	1,827,150,062	2,304,400	1,824,845,662	7,452,768	1,832,298,430
10: LIVINGSTON TWP	3,918,767,700	4,666,789,700	8,585,557,400	0	8,585,557,400	11,073,038	8,596,630,438
11: MAPLEWOOD TWP	1,919,674,800	1,945,759,500	3,865,434,300	0	3,865,434,300	2,402,526	3,867,836,826
12: MILLBURN TWP	4,551,566,700	5,171,143,400	9,722,710,100	0	9,722,710,100	7,316,000	9,730,026,100
13: MONTCLAIR TWP	3,145,595,200	3,925,735,400	7,071,330,600	0	7,071,330,600	9,422,700	7,080,753,300
14: NEWARK CITY	4,128,797,400	8,188,491,380	12,317,288,780	47,190,500	12,270,098,280	77,192,600	12,347,290,880
15: NORTH CALDWELL BORO	733,349,400	905,682,900	1,639,032,300	0	1,639,032,300	477,300	1,639,509,600
16: NUTLEY TWP	1,388,570,200	1,853,131,700	3,241,701,900	0	3,241,701,900	9,100	3,241,711,000
17: ORANGE CITY TWP	397,504,700	891,332,100	1,288,836,800	1,029,700	1,287,807,100	3,015,611	1,290,822,711
18: ROSELAND BORO	777,945,100	881,785,300	1,659,730,400	0	1,659,730,400	1,636,315	1,661,366,715
19: SOUTH ORANGE TWP	1,345,905,800	1,488,880,900	2,834,786,700	0	2,834,786,700	4,628,216	2,839,414,916
20: VERONA TWP	1,185,951,100	1,207,901,600	2,393,852,700	0	2,393,852,700	1,495,000	2,395,347,700
21: WEST CALDWELL TWP	1,096,761,900	1,183,957,600	2,280,719,500	0	2,280,719,500	1,374,300	2,282,093,800
22: WEST ORANGE TWP	2,267,932,180	3,301,842,250	5,569,774,430	0	5,569,774,430	9,345,372	5,579,119,802
ESSEX	35,354,581,479	48,726,275,792	84,080,857,271	69,280,500	84,011,576,771	174,502,589	84,186,079,360

2020 ABSTRACT OF RATABLES FOR THE COUNTY OF ESSEX

TAXING DISTRICTS	7	8	9		10		11
	GENERAL TAX RATE PER \$100	COUNTY EQUALI- ZATION RATIO	TRUE VALUE		EQUALIZATION		NET VALUATION FOR COUNTY TAX APPORTIONMENT (COL 6-9A+9B -10A+10B)
			(A) UEZ ABATEMENT EXPIRED	(B) CLASS II RAILROADS	(A) AMOUNTS DEDUCTED	(B) AMOUNTS ADDED	
01: BELLEVILLE TWP	3.743	99.07%	0	0		56,830,762	3,162,166,188
02: BLOOMFIELD TWP	3.095	105.71%	0	0	234,650,868		5,063,187,969
03: CALDWELL BORO	2.803	89.60%	0	0		124,614,875	1,158,963,575
04: CEDAR GROVE TWP*	2.424 *	93.80%	0	0		153,949,401	2,371,884,101
05: EAST ORANGE CITY	5.470	76.29%	0	0		787,755,417	3,222,468,631
06: ESSEX FELLS BORO	2.038	99.39%	0	0		5,257,010	813,484,648
07: FAIRFIELD TWP	1.933	97.67%	0	0		103,251,080	3,303,343,607
08: GLEN RIDGE BORO	3.187	91.64%	0	0		156,734,298	1,860,100,398
09: IRVINGTON TWP	5.976	87.61%	0	0		272,064,058	2,104,362,488
10: LIVINGSTON TWP	2.271	101.61%	0	0	117,729,440		8,478,900,998
11: MAPLEWOOD TWP	3.322	89.21%	0	0		477,578,045	4,345,414,871
12: MILLBURN TWP	1.926	97.78%	0	0		245,308,540	9,975,334,640
13: MONTCLAIR TWP	3.179	89.51%	0	0		842,593,458	7,923,346,758
14: NEWARK CITY	3.800	84.18%	0	0		2,948,445,791	15,295,736,671
15: NORTH CALDWELL BORO	2.375	88.96%	0	0		204,685,638	1,844,195,238
16: NUTLEY TWP	3.682	81.54%	0	0		753,369,858	3,995,080,858
17: ORANGE CITY TWP	5.607	91.52%	0	0		136,922,731	1,427,745,442
18: ROSELAND BORO	2.295	93.82%	0	0		117,016,153	1,778,382,868
19: SOUTH ORANGE TWP	3.280	90.75%	0	0		294,395,255	3,133,810,171
20: VERONA TWP	2.864	94.16%	0	0		155,028,767	2,550,376,467
21: WEST CALDWELL TWP	2.612	90.63%	0	0		246,274,330	2,528,368,130
22: WEST ORANGE TWP	4.284	85.84%	0	0		937,580,814	6,516,700,616
ESSEX		%	0	0	352,380,308	9,019,656,281	92,853,355,333

* EXCLUDES GARBAGE DISTRICT RATE OF 0.073

2020 ABSTRACT OF RATABLES FOR THE COUNTY OF ESSEX

SECTION 12 - A

TAXING DISTRICT	(i)	(ii)				(iii)	(iv)	(v)
	TOTAL COUNTY TAXES APPORTIONED	ADJUSTMENTS RESULTING FROM:				NET COUNTY TAXES APPORTIONED	MUNICIPAL BUDGET STATE AID	NET COUNTY TAXES APPORTIONED LESS STATE AID (COL.12 AIII-12AIV-COUNTY BPP ADJUSTMENT)
		(A)		(B)				
		EQUAL TABLE APPEALS		APPEALS & CORRECTIONS				
DEDUCT OVERPAY	ADD UNDERPAY	DEDUCT OVERPAY	ADD UNDERPAY					
01:BELLEVILLE TWP	14,912,994.56	.00	.00	17,061.82	.00	14,895,932.74	.00	14,895,932.74
02:BLOOMFIELD TWP	23,878,344.83	.00	.00	70,869.31	.00	23,807,475.52	.00	23,807,475.52
03:CALDWELL BORO	5,465,752.42	.00	.00	641.83	.00	5,465,110.59	.00	5,465,110.59
04:CEDAR GROVE TWP	11,185,969.55	.00	.00	19,247.18	.00	11,166,722.37	.00	11,166,722.37
05:EAST ORANGE CITY	15,197,385.06	.00	.00	89,676.32	.00	15,107,708.74	.00	15,107,708.74
06:ESSEX FELLS BORO	3,836,449.89	.00	.00	10,744.36	.00	3,825,705.53	.00	3,825,705.53
07:FAIRFIELD TWP	15,578,797.04	.00	.00	41,956.49	.00	15,536,840.55	.00	15,536,840.55
08:GLEN RIDGE BORO	8,772,362.20	.00	.00	10,161.46	.00	8,762,200.74	.00	8,762,200.74
09:IRVINGTON TWP	9,924,319.12	.00	.00	123,413.43	.00	9,800,905.69	.00	9,800,905.69
10:LIVINGSTON TWP	39,987,083.85	.00	.00	218,988.01	.00	39,768,095.84	.00	39,768,095.84
11:MAPLEWOOD TWP	20,493,277.23	.00	.00	75,571.93	.00	20,417,705.30	.00	20,417,705.30
12:MILLBURN TWP	47,044,368.46	.00	.00	339,686.28	.00	46,704,682.18	.00	46,704,682.18
13:MONTCLAIR TWP	37,367,051.61	.00	.00	29,573.59	.00	37,337,478.02	.00	37,337,478.02
14:NEWARK CITY	72,135,752.61	.00	.00	1,711,666.77	.00	70,424,085.84	.00	70,424,085.84
15:NORTH CALDWELL BORO	8,697,352.36	.00	.00	.00	2,261.16	8,699,613.52	.00	8,699,613.52
16:NUTLEY TWP	18,841,077.79	.00	.00	8,197.79	.00	18,832,880.00	501,732.00	18,331,148.00
17:ORANGE CITY TWP	6,733,346.30	.00	.00	58,475.82	.00	6,674,870.48	.00	6,674,870.48
18:ROSELAND BORO	8,386,976.67	.00	.00	88,773.41	.00	8,298,203.26	.00	8,298,203.26
19:SOUTH ORANGE TWP	14,779,265.63	.00	.00	43,034.26	.00	14,736,231.37	.00	14,736,231.37
20:VERONA TWP	12,027,751.90	.00	.00	52,479.92	.00	11,975,271.98	.00	11,975,271.98
21:WEST CALDWELL TWP	11,923,959.06	.00	.00	12,617.12	.00	11,911,341.94	.00	11,911,341.94
22:WEST ORANGE TWP	30,733,211.08	.00	.00	.00	57,732.37	30,790,943.45	.00	30,790,943.45
ESSEX	437,902,849.22	.00	.00	3,022,837.10	59,993.53	434,940,005.65	501,732.00	434,438,273.65

2020 ABSTRACT OF RATABLES FOR THE COUNTY OF ESSEX

TAXING DISTRICTS	SECTION 12 - B			SECTION 12 - C		
	(A)	(B)	(C)	LOCAL TAXES TO BE RAISED FOR:		
	COUNTY LIBRARY TAXES APPORTIONED	COUNTY HEALTH SERVICE TAXES APPORTIONED	COUNTY OPEN SPACE TAXES APPORTIONED	(i) DISTRICT SCHOOL PURPOSES		
				(A) DISTRICT SCHOOL (adjusted for BPP)	(B) REG., CONSOL. & JOINT SCHOOL (adjusted for BPP)	(C) LOCAL SCHOOL (adjusted for BPP)
01: BELLEVILLE TWP	.00	.00	476,975.70	44,269,221.00	.00	.00
02: BLOOMFIELD TWP	.00	.00	762,381.62	77,074,501.00	.00	.00
03: CALDWELL BORO	.00	.00	174,992.53	.00	15,028,842.00	.00
04: CEDAR GROVE TWP	.00	.00	357,582.28	30,789,633.00	.00	.00
05: EAST ORANGE CITY	.00	.00	483,803.87	24,318,704.00	.00	.00
06: ESSEX FELLS BORO	.00	.00	122,499.90	5,204,610.00	3,281,631.00	.00
07: FAIRFIELD TWP	.00	.00	497,535.47	11,980,976.00	17,970,298.00	.00
08: GLEN RIDGE BORO	.00	.00	280,567.34	32,997,188.00	.00	.00
09: IRVINGTON TWP	.00	.00	313,959.17	17,459,529.00	.00	3,326,129.25
10: LIVINGSTON TWP	.00	.00	1,273,492.80	117,587,404.00	.00	.00
11: MAPLEWOOD TWP	.00	.00	653,755.00	.00	73,757,477.00	.00
12: MILLBURN TWP	.00	.00	1,495,400.26	92,340,856.00	.00	.00
13: MONTCLAIR TWP	.00	.00	1,195,560.86	120,625,307.00	.00	7,869,942.74
14: NEWARK CITY	.00	.00	2,256,560.82	135,819,599.00	.00	8,375,781.00
15: NORTH CALDWELL BORO	.00	.00	278,562.00	13,878,095.00	9,296,008.00	.00
16: NUTLEY TWP	.00	.00	603,021.80	58,546,907.00	.00	.00
17: ORANGE CITY TWP	.00	.00	213,760.37	12,961,396.00	.00	.00
18: ROSELAND BORO	.00	.00	265,634.70	9,130,738.00	9,549,745.00	.00
19: SOUTH ORANGE TWP	.00	.00	471,861.35	.00	52,898,815.00	.00
20: VERONA TWP	.00	.00	383,339.56	38,453,949.00	.00	.00
21: WEST CALDWELL TWP	.00	.00	381,409.54	.00	32,853,882.00	.00
22: WEST ORANGE TWP	.00	.00	984,918.07	145,129,113.00	.00	.00
ESSEX	.00	.00	13,927,575.01	990,160,298.00	214,636,698.00	19,571,852.99

2020 ABSTRACT OF RATABLES FOR THE COUNTY OF ESSEX

TAXING DISTRICTS	SECTION 12 - C			SECTION 12 - D
	LOCAL TAXES TO BE RAISED FOR:			
	(ii) LOCAL MUNICIPAL PURPOSES			
	(A) MUNICIPAL BUDGET (adjusted for BPP)	(B) MUNICIPAL OPEN SPACE BUDGET	(C) MUNICIPAL LIBRARY BUDGET	TOTAL LEVY ON WHICH TAX RATE IS COMPUTED
01:BELLEVILLE TWP	55,523,196.14	.00	1,046,949.06	116,212,274.64
02:BLOOMFIELD TWP	60,347,369.81	264,891.84	1,662,025.87	163,918,645.66
03:CALDWELL BORO	7,829,509.36	103,434.87	384,041.42	28,985,930.77
04:CEDAR GROVE TWP	10,646,071.99	.00	788,818.77	53,748,828.41
05:EAST ORANGE CITY	91,691,361.00	486,465.00	1,071,856.00	133,159,898.61
06:ESSEX FELLS BORO	4,034,083.61	.00	.00	16,468,530.04
07:FAIRFIELD TWP	14,455,482.08	320,009.00	1,085,731.00	61,846,872.10
08:GLEN RIDGE BORO	11,615,593.51	.00	618,725.00	54,274,274.59
09:IRVINGTON TWP	77,893,733.45	.00	689,558.80	109,483,815.36
10:LIVINGSTON TWP	33,358,574.84	429,831.52	2,807,160.15	195,224,559.15
11:MAPLEWOOD TWP	31,814,923.45	386,800.00	1,445,137.47	128,475,798.22
12:MILLBURN TWP	43,443,958.04	.00	3,324,347.00	187,309,243.48
13:MONTCLAIR TWP	55,433,295.00	.00	2,628,769.07	225,090,352.69
14:NEWARK CITY	243,728,100.00	3,704,638.00	4,785,266.00	469,094,030.66
15:NORTH CALDWELL BORO	6,526,031.06	245,926.44	.00	38,924,236.02
16:NUTLEY TWP	40,538,387.74	.00	1,334,364.26	119,353,828.80
17:ORANGE CITY TWP	51,658,519.05	387,247.00	474,517.95	72,370,310.85
18:ROSELAND BORO	9,943,241.25	332,273.34	594,421.46	38,114,257.01
19:SOUTH ORANGE TWP	23,681,386.03	283,941.49	1,042,815.00	93,115,050.24
20:VERONA TWP	16,440,115.64	479,069.54	848,573.40	68,580,319.12
21:WEST CALDWELL TWP	13,616,172.93	.00	832,507.55	59,595,313.96
22:WEST ORANGE TWP	59,642,712.90	278,488.72	2,172,836.49	238,999,012.63
ESSEX	963,861,818.88	7,703,016.76	29,638,421.72	2,672,345,383.01

2020 ABSTRACT OF RATABLES FOR THE COUNTY OF ESSEX

TAXING DISTRICTS	SECTION 13						
	REAL PROPERTY EXEMPT FROM TAXATION						
	(A) PUBLIC SCHOOL	(B) OTHER SCHOOL	(C) PUBLIC PROPERTY	(D) CHURCH AND CHARITABLE	(E) CEMETERIES AND GRAVEYARDS	(F) OTHER EXEMPTS	(G) TOTAL AMOUNT OF EXEMPTS (13A+B+C+D+E+F)
01: BELLEVILLE TWP	101,397,000	16,253,400	108,566,600	59,074,200	14,185,000	117,419,314	416,895,514
02: BLOOMFIELD TWP	209,113,800	108,099,900	133,043,100	122,970,258	14,791,300	220,846,000	808,864,358
03: CALDWELL BORO	27,852,800	123,737,000	39,368,700	43,459,100	7,590,000	20,724,700	262,732,300
04: CEDAR GROVE TWP	44,512,800	0	108,163,200	43,662,800	0	41,480,200	237,819,000
05: EAST ORANGE CITY	272,789,100	22,644,500	408,671,099	119,817,400	3,565,600	278,984,300	1,106,471,999
06: ESSEX FELLS BORO	7,331,776	1,267,500	95,620,974	9,297,295	0	0	113,517,545
07: FAIRFIELD TWP	29,808,000	11,646,600	59,724,000	13,465,400	254,700	153,351,100	268,249,800
08: GLEN RIDGE BORO	60,231,100	0	42,681,600	12,605,100	8,587,500	10,828,000	134,933,300
09: IRVINGTON TWP	113,932,600	0	73,090,200	70,077,865	3,212,000	45,328,370	305,641,035
10: LIVINGSTON TWP	230,162,600	129,197,000	348,669,400	773,688,800	412,100	50,122,100	1,532,252,000
11: MAPLEWOOD TWP	128,836,700	0	593,867,700	55,733,500	0	91,539,400	869,977,300
12: MILLBURN TWP	128,235,700	18,661,000	416,406,700	99,737,500	5,558,600	8,919,500	677,519,000
13: MONTCLAIR TWP	158,964,700	93,184,900	153,088,000	175,491,200	9,783,100	200,307,800	790,819,700
14: NEWARK CITY	2,226,659,200	299,876,800	4,491,104,700	1,022,622,335	109,804,600	2,222,054,100	10,372,121,735
15: NORTH CALDWELL BORO	132,447,700	0	22,635,000	17,571,900	0	5,350,200	178,004,800
16: NUTLEY TWP	66,971,252	10,056,826	63,707,116	45,188,705	2,381,700	56,202,000	244,507,599
17: ORANGE CITY TWP	106,863,772	9,328,500	114,688,100	71,852,200	17,462,700	189,839,100	510,034,372
18: ROSELAND BORO	9,421,800	0	32,400,180	14,312,300	100,800	3,984,900	60,219,980
19: SOUTH ORANGE TWP	62,924,300	589,168,600	48,187,700	101,557,100	0	179,925,900	981,763,600
20: VERONA TWP	94,949,500	9,509,300	116,794,800	41,491,300	0	92,842,500	355,587,400
21: WEST CALDWELL TWP	64,820,000	10,259,000	53,115,400	5,517,800	0	1,431,200	135,143,400
22: WEST ORANGE TWP	114,210,320	52,127,920	277,321,015	151,944,900	10,041,100	55,219,750	660,865,005
ESSEX	4,392,436,520	1,505,018,746	7,800,915,284	3,071,138,958	207,730,800	4,046,700,434	21,023,940,742

2020 ABSTRACT OF RATABLES FOR THE COUNTY OF ESSEX

TAXING DISTRICTS	SECTION 14				SECTION 15	
	AMOUNT OF MISCELLANEOUS REVENUES TO SUPPORT LOCAL BUDGET				DEDUCTIONS ALLOWED	
	(A)	(B)	(C)	(D)	(A)	(B)
	SURPLUS REVENUE	MISCELLANEOUS REVENUES ANTICIPATED	RECEIPTS FROM DELINQUENT TAX	TOTAL OF MISCELLANEOUS REVENUES (COL. 14A+B+C)	SENIOR CITIZEN, DISABLED AND SURVIVING SPOUSE	VETERANS AND WIDOWS
01: BELLEVILLE TWP	200,000.00	14,360,095.44	56,000.00	14,616,095.44	44,000.00	97,500.00
02: BLOOMFIELD TWP	12,045,098.22	14,066,740.18	1,975,000.00	28,086,838.40	30,500.00	128,250.00
03: CALDWELL BORO	500,000.00	3,174,141.03	.00	3,674,141.03	2,750.00	28,250.00
04: CEDAR GROVE TWP	1,793,813.00	2,670,545.40	285,000.00	4,749,358.40	5,500.00	63,000.00
05: EAST ORANGE CITY	10,500,000.00	44,610,606.00	5,100,000.00	60,210,606.00	21,500.00	73,250.00
06: ESSEX FELLS BORO	700,000.00	969,377.70	314,000.00	1,983,377.70	.00	6,750.00
07: FAIRFIELD TWP	2,950,000.00	4,218,594.04	455,980.34	7,624,574.38	3,500.00	47,500.00
08: GLEN RIDGE BORO	1,550,000.00	1,722,966.89	205,000.00	3,477,966.89	750.00	21,000.00
09: IRVINGTON TWP	1,500,000.00	34,629,646.27	3,500,000.00	39,629,646.27	34,500.00	53,000.00
10: LIVINGSTON TWP	2,050,000.00	9,236,931.37	15,000.00	11,301,931.37	14,500.00	122,250.00
11: MAPLEWOOD TWP	1,200,000.00	12,279,770.45	1,100,000.00	14,579,770.45	6,250.00	45,000.00
12: MILLBURN TWP	5,100,000.00	7,405,205.05	640,000.00	13,145,205.05	1,250.00	35,250.00
13: MONTCLAIR TWP	7,950,000.00	17,038,156.46	2,200,000.00	27,188,156.46	6,750.00	61,750.00
14: NEWARK CITY	25,500,000.00	422,568,289.80	5,000,000.00	453,068,289.80	47,750.00	145,000.00
15: NORTH CALDWELL BORO	907,591.00	2,245,884.30	228,400.00	3,381,875.30	750.00	23,500.00
16: NUTLEY TWP	5,000,000.00	10,287,289.96	1,200,000.00	16,487,289.96	20,000.00	127,250.00
17: ORANGE CITY TWP	4,700,000.00	18,303,023.00	2,500,000.00	25,503,023.00	16,500.00	24,250.00
18: ROSELAND BORO	1,704,210.00	3,452,417.04	218,000.00	5,374,627.04	4,750.00	31,250.00
19: SOUTH ORANGE TWP	1,577,000.00	9,712,493.75	860,000.00	12,149,493.75	3,000.00	27,500.00
20: VERONA TWP	3,025,000.00	4,374,446.72	450,000.00	7,849,446.72	6,000.00	57,500.00
21: WEST CALDWELL TWP	1,475,000.00	4,720,641.22	450,000.00	6,645,641.22	4,000.00	55,500.00
22: WEST ORANGE TWP	2,402,754.05	23,828,707.63	2,629,479.36	28,860,941.04	13,000.00	121,750.00
ESSEX	94,330,446.27	665,875,969.70	29,381,859.70	789,588,295.67	287,500.00	1,396,250.00

2020 ABSTRACT OF RATABLES FOR THE COUNTY OF ESSEX

	ADDENDUM TO ABSTRACT OF RATABLES -- ASSESSED VALUE OF PARTIAL EXEMPTIONS & ABATEMENTS (COLUMN 3)								
	(1) POLLUTION CONTROL	(2) FIRE SUPPRESSION	(3) FALLOUT SHELTER	(4) WATER- SEWER FACILITY	(5) RENEWABLE ENERGY	(6) UEZ ABATEMENT	(7) HOME IMPROVEMENT	(8) MULTI- FAMILY DWELLING	(9) CLASS 4 ABATEMENT
TAXING DISTRICTS									
01:BELLEVILLE TWP	0	0	0	0	0	0	0	0	0
02:BLOOMFIELD TWP	0	0	0	0	0	0	0	0	0
03:CALDWELL BORO	0	0	0	0	0	0	0	0	0
04:CEDAR GROVE TWP	0	0	0	0	0	0	0	0	0
05:EAST ORANGE CITY	0	0	0	0	0	0	0	0	0
06:ESSEX FELLS BORO	0	0	0	0	0	0	0	0	0
07:FAIRFIELD TWP	0	0	0	0	0	0	0	0	0
08:GLEN RIDGE BORO	0	0	0	0	0	0	0	0	0
09:IRVINGTON TWP	0	0	0	0	0	0	0	0	0
10:LIVINGSTON TWP	0	0	0	0	0	0	0	0	0
11:MAPLEWOOD TWP	0	0	0	0	0	0	0	0	0
12:MILLBURN TWP	0	0	0	0	0	0	0	0	0
13:MONTCLAIR TWP	0	0	0	0	0	0	0	0	0
14:NEWARK CITY	248,000	2,349,600	0	0	5,394,300	14,864,700	0	0	0
15:NORTH CALDWELL BORO	0	0	0	0	0	0	0	0	0
16:NUTLEY TWP	0	0	0	0	0	0	0	0	0
17:ORANGE CITY TWP	0	0	0	0	0	0	0	0	0
18:ROSELAND BORO	0	0	0	0	0	0	0	0	0
19:SOUTH ORANGE TWP	0	0	0	0	0	0	0	0	0
20:VERONA TWP	0	0	0	0	0	0	0	0	0
21:WEST CALDWELL TWP	0	0	0	0	0	0	0	0	0
22:WEST ORANGE TWP	0	0	0	0	0	0	0	0	0
ESSEX	248,000	2,349,600	0	0	5,394,300	14,864,700	0	0	0

2020 ABSTRACT OF RATABLES FOR THE COUNTY OF ESSEX

TAXING DISTRICTS	ADDENDUM TO ABSTRACT OF RATABLES -- ASSESSED VALUE OF PARTIAL EXEMPTIONS & ABATEMENTS (CONTINUED)							
	(10) DWELLING ABATEMENT	(11) DWELLING EXEMPTION	(12) NEW DWELLING CONVERSION ABATEMENT	(13) NEW DWELLING CONVERSION EXEMPTION	(14) MULTI-DWELLING EXEMPTION	(15) MULTI-DWELLING ABATEMENT	(16) COMMERCIAL/ INDUSTRIAL EXEMPTION	(17) TOTAL VALUE
01:BELLEVILLE TWP	0	0	0	0	0	0	0	0
02:BLOOMFIELD TWP	0	7,760,400	0	0	0	0	0	7,760,400
03:CALDWELL BORO	0	0	0	0	0	0	0	0
04:CEDAR GROVE TWP	0	0	0	0	0	0	0	0
05:EAST ORANGE CITY	77,700	493,200	118,100	383,100	9,923,400	0	0	10,995,500
06:ESSEX FELLS BORO	0	0	0	0	0	0	0	0
07:FAIRFIELD TWP	0	0	0	0	0	0	0	0
08:GLEN RIDGE BORO	0	0	0	0	0	0	0	0
09:IRVINGTON TWP	0	2,304,400	0	0	0	0	0	2,304,400
10:LIVINGSTON TWP	0	0	0	0	0	0	0	0
11:MAPLEWOOD TWP	0	0	0	0	0	0	0	0
12:MILLBURN TWP	0	0	0	0	0	0	0	0
13:MONTCLAIR TWP	0	0	0	0	0	0	0	0
14:NEWARK CITY	0	2,171,400	0	5,600,000	4,152,700	0	12,409,800	47,190,500
15:NORTH CALDWELL BORO	0	0	0	0	0	0	0	0
16:NUTLEY TWP	0	0	0	0	0	0	0	0
17:ORANGE CITY TWP	50,000	0	380,300	415,000	0	0	184,400	1,029,700
18:ROSELAND BORO	0	0	0	0	0	0	0	0
19:SOUTH ORANGE TWP	0	0	0	0	0	0	0	0
20:VERONA TWP	0	0	0	0	0	0	0	0
21:WEST CALDWELL TWP	0	0	0	0	0	0	0	0
22:WEST ORANGE TWP	0	0	0	0	0	0	0	0
ESSEX	127,700	12,729,400	498,400	6,398,100	14,076,100	0	12,594,200	69,280,500

2020 ABSTRACT OF RATABLES FOR THE COUNTY OF ESSEX

ADDENDUM -- EQUALIZED VALUE BASED ON IN LIEU OF TAXES (COL.10B)

TAXING DISTRICTS	(1)	(2)	(3)	(4)	(5)
	C.12 PL 1977 IN LIEU OF TAX	NJ HOUSING FINANCE AGENCY	URBAN RENEWAL	OTHER	TOTAL
01:BELLEVILLE TWP	0	0	0	0	0
02:BLOOMFIELD TWP	0	0	0	0	0
03:CALDWELL BORO	0	0	0	0	0
04:CEDAR GROVE TWP	0	0	0	0	0
05:EAST ORANGE CITY	0	0	0	0	0
06:ESSEX FELLS BORO	0	0	0	0	0
07:FAIRFIELD TWP	0	0	0	0	0
08:GLEN RIDGE BORO	0	0	0	0	0
09:IRVINGTON TWP	0	0	0	0	0
10:LIVINGSTON TWP	0	0	0	0	0
11:MAPLEWOOD TWP	0	0	0	0	0
12:MILLBURN TWP	0	0	0	0	0
13:MONTCLAIR TWP	0	0	0	0	0
14:NEWARK CITY	0	0	0	0	0
15:NORTH CALDWELL BORO	0	0	0	0	0
16:NUTLEY TWP	0	0	0	0	0
17:ORANGE CITY TWP	0	0	0	0	0
18:ROSELAND BORO	0	0	0	0	0
19:SOUTH ORANGE TWP	0	0	0	0	0
20:VERONA TWP	0	0	0	0	0
21:WEST CALDWELL TWP	0	0	0	0	0
22:WEST ORANGE TWP	0	0	0	0	0
ESSEX	0	0	0	0	0

2020 ABSTRACT OF RATABLES FOR THE COUNTY OF ESSEX

TAXING DISTRICTS	BREAKDOWN OF GENERAL TAX RATE											
	COUNTY TAX	LIBRARY TAX	HEALTH SERVICE TAX	COUNTY OPEN SPACE TAX	DISTRICT SCHOOL TAX	REGIONAL SCHOOL TAX	LOCAL SCHOOL TAX	MUNICIPAL PURPOSE TAX	MUNICIPAL OPEN SPACE TAX	MUNICIPAL LIBRARY TAX	GENERAL TAX RATE	EFFECTIVE TAX RATE
01:BELLEVILLE TWP	.480	.000	.000	.015	1.426	.000	.000	1.788	.000	.034	3.743	3.675
02:BLOOMFIELD TWP	.450	.000	.000	.015	1.455	.000	.000	1.139	.005	.031	3.095	3.237
03:CALDWELL BORO	.529	.000	.000	.017	.000	1.453	.000	.757	.010	.037	2.803	2.501
04:CEDAR GROVE TWP *	.504	.000	.000	.016	1.388	.000	.000	.480*	.000	.036	2.424	2.266
05:EAST ORANGE CITY	.621	.000	.000	.020	.999	.000	.000	3.766	.020	.044	5.470	4.132
06:ESSEX FELLS BORO	.474	.000	.000	.015	.644	.406	.000	.499	.000	.000	2.038	2.024
07:FAIRFIELD TWP	.485	.000	.000	.016	.374	.562	.000	.452	.010	.034	1.933	1.872
08:GLEN RIDGE BORO	.515	.000	.000	.017	1.937	.000	.000	.682	.000	.036	3.187	2.918
09:IRVINGTON TWP	.535	.000	.000	.017	.953	.000	.182	4.251	.000	.038	5.976	5.203
10:LIVINGSTON TWP	.462	.000	.000	.015	1.368	.000	.000	.388	.005	.033	2.271	2.302
11:MAPLEWOOD TWP	.528	.000	.000	.017	.000	1.907	.000	.823	.010	.037	3.322	2.957
12:MILLBURN TWP	.480	.000	.000	.016	.949	.000	.000	.447	.000	.034	1.926	1.878
13:MONTCLAIR TWP	.527	.000	.000	.017	1.704	.000	.111	.783	.000	.037	3.179	2.841
14:NEWARK CITY	.571	.000	.000	.018	1.100	.000	.068	1.974	.030	.039	3.800	3.067
15:NORTH CALDWELL BORO	.531	.000	.000	.017	.847	.567	.000	.398	.015	.000	2.375	2.111
16:NUTLEY TWP	.565	.000	.000	.019	1.806	.000	.000	1.251	.000	.041	3.682	3.040
17:ORANGE CITY TWP	.517	.000	.000	.017	1.004	.000	.000	4.002	.030	.037	5.607	5.069
18:ROSELAND BORO	.499	.000	.000	.016	.550	.575	.000	.599	.020	.036	2.295	2.143
19:SOUTH ORANGE TWP	.519	.000	.000	.017	.000	1.863	.000	.834	.010	.037	3.280	2.971
20:VERONA TWP	.500	.000	.000	.016	1.606	.000	.000	.686	.020	.036	2.864	2.689
21:WEST CALDWELL TWP	.522	.000	.000	.017	.000	1.440	.000	.597	.000	.036	2.612	2.357
22:WEST ORANGE TWP	.552	.000	.000	.018	2.601	.000	.000	1.069	.005	.039	4.284	3.667

* EXCLUDES GARBAGE DISTRICT RATE 0.073

2020 ABSTRACT OF RATABLES FOR THE COUNTY OF ESSEX

TAXING DISTRICT	ADDENDUM: STATE AID ADJUSTMENT FOR BPP			ADDENDUM: REAP DISTRIBUTION SUMMARY		
	COUNTY	SCHOOL	MUNICIPAL	ELIGIBLE PROPERTY ASSESSMENTS	R.E.A.P. AID	TAX RATE CREDIT
01: BELLEVILLE TWP						
02: BLOOMFIELD TWP						
03: CALDWELL BORO						
04: CEDAR GROVE TWP						
05: EAST ORANGE CITY		131,296.00				
06: ESSEX FELLS BORO						
07: FAIRFIELD TWP						
08: GLEN RIDGE BORO						
09: IRVINGTON TWP						
10: LIVINGSTON TWP						
11: MAPLEWOOD TWP						
12: MILLBURN TWP						
13: MONTCLAIR TWP						
14: NEWARK CITY		1,139,314.00				
15: NORTH CALDWELL BORO						
16: NUTLEY TWP		1,592,572.00				
17: ORANGE CITY TWP						
18: ROSELAND BORO						
19: SOUTH ORANGE TWP						
20: VERONA TWP						
21: WEST CALDWELL TWP						
22: WEST ORANGE TWP						
ESSEX		2,863,182.00				

**2020 SPECIAL TAXING DISTRICT TAX RATES
(PER \$100.00 ASSESSED VALUATION)**

MUNICIPALITY	DISTRICT	ASSESSED VALUATION PER DISTRICT	TOTAL LEVY PER DISTRICT	SPECIAL DISTRICT TAX RATE				
Belleville Township	SPECIAL IMP. DISTRICT 01	191,155,800	\$ 364,635.00	.191				
Bloomfield Township								
Caldwell Township	GARBAGE DISTRICT	2,217,934,700	\$ 1,619,090.00	.073				
Cedar Grove Township								
East Orange City								
Essex Fells Township	SPECIAL IMP. DISTRICT 01	125,900,480	\$ 295,728.00	.235				
Fairfield Township								
Irvington Township	SPECIAL IMP. DISTRICT 02	111,429,600	\$ 160,165.00	.144				
Irvington Township	SPECIAL IMP. DISTRICT 01	293,099,000	\$ 173,036.20	.060				
Livingston Township	SPECIAL IMP. DISTRICT 02	1,111,463,100	\$ 212,650.95	.020				
Maplewood Township	SPECIAL IMP. DISTRICT 01	110,423,400	\$ 205,747.81	.187				
	SPECIAL IMP. DISTRICT 02							
Millburn Township	SPECIAL IMP. DISTRICT 01	366,141,000	\$ 726,010.00	.198				
Montclair Township								
Newark City					DOWNTOWN DISTRICT	25,210,522	\$ 5,071,250.00	20.116
					IRONBOUND DISTRICT	3,630,390	\$ 885,650.00	24.396
					MT. PROSPECT DISTRICT	1,993,754	\$ 330,000.00	16.552
					BERGEN, LYONS	4,640,031	\$ 323,960.00	6.982
					WEST WARD DISTRICT	8,592,131	\$ 500,000.00	5.820
					BLOOMFIELD AVENUE	1,359,570	\$ 448,000.00	32.952
North Caldwell Township	SPECIAL IMP. DISTRICT 01	172,531,700	\$ 82,815.22	.048				
Nutley Township								
Orange City Township	SPECIAL IMP. DISTRICT 02	46,445,800	\$ 20,436.15	.044				
Roseland Borough								
South Orange Township								
Verona Township								
West Caldwell Township								
West Orange Township	SPECIAL IMP. DISTRICT 01	96,590,800	\$ 82,102.18	.085				
	SPECIAL IMP. DISTRICT 02	43,629,600	\$ 33,594.79	.077				
	SPECIAL IMP. DISTRICT 03	23,892,500	\$ 17,919.38	.075				

* Includes Allocation For Exempt Property


2020 ABSTRACT OF RATABLES FOR THE COUNTY OF ESSEX

Total Amount of Miscellaneous Revenues (included Surplus Revenues Appropriated) for the Support of the County Budget	\$326,800,000.00
Rate per \$100 to be applied to Column 11 for apportionment of County Taxes47160692
Net County Taxes Apportioned (Column 12 A iii)	434,940,005.65
* Adjustments (Net Total (Column 12 A i))	2,962,843.57
* Net Overpayments are added to the Net Taxes Apportioned Net Underpayments are deducted from the Net Taxes Apportioned	
Rate per \$100 to be applied to Column 11 for apportionment of Library Taxes00000000
Rate per \$100 to be applied to Column 11 for apportionment of Health Taxes00000000
Rate per \$100 to be applied to Column 11 for apportionment of Open Space Taxes01510083
County Percentage Level of Taxable Value of Real Property is 100%	

ESSEX COUNTY BOARD OF TAXATION




 MARY DEVON O'BRIEN, PRESIDENT




 JOSEPH A. DELUCA, ESQ., COMMISSIONER



 IAN R. GOODMAN, ESQ., COMMISSIONER



 EVERETT M. JOHNSON, ESQ., COMMISSIONER



 JAMES R. MATARAZZO, JR., COMMISSIONER

ATTEST: 

 JOAN CODEV DURKIN

I hereby certify this to be a true copy of the Abstract of Ratables and Exemptions for the County of ESSEX, State of New Jersey for the year 2020 as filed with me by the ESSEX County Board of Taxation

2020

ESSEX COUNTY TAX ASSESSORS

<u>TAXING DISTRICT</u>	<u>ASSESSOR</u>	<u>P.O. ADDRESS</u>	<u>DAYS IN OFFICE</u>	<u>PHONE #</u>
Belleville Twp	Kevin Esposito	152 Washington Ave., Belleville, NJ 07109	M/T/TH/F	973-450-3304
Bloomfield Twp	Justin Lamicella	Municipal Plaza, Bloomfield, NJ 07003	W/TH 9-5	973-680-4021
Caldwell	George F. Librizzi	1 Provost Square, Caldwell, NJ 07006	T-5pm-6pm	973-226-6349
Cedar Grove Twp	Richard Hamilton, Jr.	525 Pompton Ave., Cedar Grove, NJ 07009	T/W/F	973-239-1410
East Orange City	Romal Bullock	44 City Hall Plaza, East Orange, NJ 07019	M-F	973-266-5105
Essex Fells Boro	Kevin Esposito	P. O. Box 38, Essex Fells, NJ 07021	T/p.m.	973-226-3400
Fairfield Twp	Michael Leposky	230 Fairfield Rd., Fairfield, NJ 07004	T/TH/F	973-882-2717
Glen Ridge Boro	George F. Librizzi	P.O. Box 66, Glen Ridge, NJ 07028	W- 5pm.-6pm	973-748-8400
Irvington Twp	Silvia Forbes	Civic Square, Irvington, NJ 07111	M-F	973-399-6684
Livingston Twp	Lidia Dumytsch	357 Livingston Ave., Livingston, NJ 07039	M-F	973-535-7978
Maplewood Twp	Thomas DeKorte	574 Valley St., Maplewood, NJ 07040	M-F	973-762-3433
Millburn Twp	Jason Cohen	375 Millburn Ave., Millburn, NJ 07041	M/T/TH/F	973-564-7080
Montclair Twp	George F. Librizzi	205 Claremont Ave., Montclair, NJ 07042	M-F	973-509-4920
Newark City	Aaron Wilson	920 Broad St., Newark, NJ 07102	M-F	973-733-3950
North Caldwell Boro	George F. Librizzi	Gould Ave., North Caldwell, NJ 07006	W-5pm-6pm	973-228-6417
Nutley Twp	Edmund B. Brown	1 Kennedy Dr., Nutley, NJ 07110	M/T/TH	973-284-4956
Orange City	Chris Murray	29 No. Day St., Orange, NJ 07050	M-F	973-266-4008
Roseland Boro	Kevin Esposito	19 Harrison Ave., Roseland, NJ 07068	F-11:30-2:30pm	973-226-8080
South Orange Twp	Ellen Foye Malgieri	101 So. Orange Ave., South Orange, NJ 07009	M-F	973-378-7729
Verona Twp	George F. Librizzi	880 Bloomfield Ave., Verona, NJ 07044	TH-5pm-6pm	973-857-4837
West Caldwell Twp	Richard Hamilton, Jr.	30 Clinton Road, West Caldwell, NJ 07006	M/TH	973-226-2303
West Orange Twp	Kevin J. Dillon	66 Main St., West Orange, NJ 07052	M-F	973-325-4060